


# *Medieval Dagger Play I:* Fiore's Guide to Getting Close to Your Friends



Master Llwyd Aldrydd, OP, OD

BaronLlwyd.org

LearnFiore.org

<https://www.youtube.com/@learnfiore>

BaronLlwyd@gmail.com



# Class Slides and Videos

- These slides and videos are available for download now at both [LearnFiore.org](https://LearnFiore.org) and [BaronLlwyd.org](https://BaronLlwyd.org)
  - Slides without video
  - Video without slides
- The recording of this class will also be posted and linked in a few days





# Gear and Safety

- A variety of dagger simulators are available
- Cold Steel Roundel dagger (bottom) is \$12 from Amazon: <http://amzn.to/2x2QdB8>
- Eye protection is very important even in slow practice due to lots of strikes at the face
- We don't use our thumbs when grabbing to reduce risk of injury
- Due to grappling, most plays are not SCA appropriate



# Sources used

- Images from Getty Museum


<https://www.getty.edu/art/collection/object/103RW1>

- Translations by Colin Hatcher

*The Flower of Battle: MS Ludwig XV13* by Colin Hatcher (Translator), Tracy Mellow (Designer), ISBN-13: 978-0984771684

or: [https://wiktenauer.com/wiki/Fiore\\_de%27i\\_Liberi](https://wiktenauer.com/wiki/Fiore_de%27i_Liberi)

- Photos and Video from our [LearnFiore.org](https://www.learnfiore.org) website





# Fiore's Dagger

- Five postas (Getty pg 9r)
- Two introduction pages (pg 9v-10r)
- **19 pages of plays (76 plays on 10v-18v)**
  - Most plays have one fighter with a dagger and one unarmed
  - This class has the first 21 plays with plate, text, and video
- 2 ¼ pages of dagger vs sword plays (19r-20r)

# Masters & Scholars

- Each play is introduced by a Master who is wearing a gold coronet
- Variations are demonstrated by a Scholar wearing a gold garter
- The Master or Scholar is demonstrating the winning action
- I wear a coronet throughout the videos to represent both the Master and the Scholar





# Plate 1: (10v-a) 1<sup>st</sup> Remedy Master



I am the first master and I am called Remedy, because I know how to remedy so well that you cannot harm me whereas I on the contrary can strike you and hurt you. And I cannot make a better play against you than **to make your dagger go to the ground, by turning my hand to the left.**



# Plate 1: Video





## Plate 2: (10v-b) Counter Master



I will turn my dagger around your arm. And because of this counter you will not be able to take the dagger from me. And also with this turn I can drive it into your chest without a doubt.



## Plate 2: Video





# Plate 3: (10v-c) 1<sup>st</sup> Student



I will **lock your arm in the middle bind**, and I will do it in such a way that you will not be able to give me any trouble. And if I wish to put you to the ground I will do so with little effort, and you will have no chance of escaping.



## Plate 3: Video





## Plate 4: (10v-d) Counter Master to 1<sup>st</sup> student



I make the counter to the play that came before me. You can see the kind of position that I have put him in. I will break his arm or quickly throw him to the ground.



## Plate 4: Video





## Plate 5: (11r-a) 2<sup>nd</sup> Student



This is a good cover from which to take the dagger from your hand, and **with this grip I will be able to bind you well**. And this art is so effective that if I place my right hand under your right knee, then I will put you to the ground.



# Plate 5: Video





## Plate 6: (11r-b) Counter Master to 2<sup>nd</sup> Student



I make the counter to the play that came before me, so that you will not be able to throw me to the ground, nor take the dagger from me, nor bind me either. You will have to let go, or else you will be quickly stabbed by my dagger.



## Plate 6: Video





## Plate 7: (11r-c) 3<sup>rd</sup> Student



This is a play with no counter, and it is inevitable that the player will go to the ground and lose his dagger if the student performs this technique as depicted. And when the player is thrown to the ground, the student can finish him in various ways.



## Plate 7: Video





## Plate 8: (11r-d) 4<sup>th</sup> Student



This play is rarely used in the art of the dagger, yet it is an additional defense to know. For after beating aside the attack in this way, the scholar can then **strike with a counter to the ribs or the stomach.**



## Plate 8: Video





## Plate 9: (11v-a) Counter to 1<sup>st</sup> Remedy Master



I am a counter to the First Dagger Remedy Master. Woe to he who remedies with techniques that allow his left hand to be seized. And from this hold I will be able to drive the dagger into his back.




## Plate 9: Video





## Plate 10: (11v-b) 2<sup>nd</sup> Counter to 1<sup>st</sup> Remedy Master



I am also the counter of the First Dagger Remedy Master, and when his student grips me like this, **I will strike him, and make him let go.** And if he tries to do other plays against me, I will counter him without hesitation.



# Plate 10: Video





# Plate 11: (11v-c) Counter Counter to 2nd Counter Master



This flows from the counter referred to in the previous play. It also flows from the counter referred to two plays back, where the Counter Remedy Master has trapped the hand of his opponent with his dagger, and where he told you that he can drive the dagger into his opponent's back. My play comes from that play, but where he says you drive the dagger into your opponent's back, **I drive it into his chest.** But this still flows from the previous play, even though I choose to finish it differently.



# Plate 11: Video





## Plate 12: (11v-d) 5<sup>th</sup> Student



I am the student of the first Dagger Remedy Master. And with this grip I seek to take your dagger and bind your arm, and since I do not believe that you know how to counter me, I will do this to you without delay.



# Plate 12: Video





## Plate 13: (12r-a) Counter Master to 5<sup>th</sup> Student



I counter you like this, so that you will neither take my dagger nor bind my arm, and my dagger and I will remain at liberty. And then I will be able to strike you when you let go of me in such a way that you will have no defense.

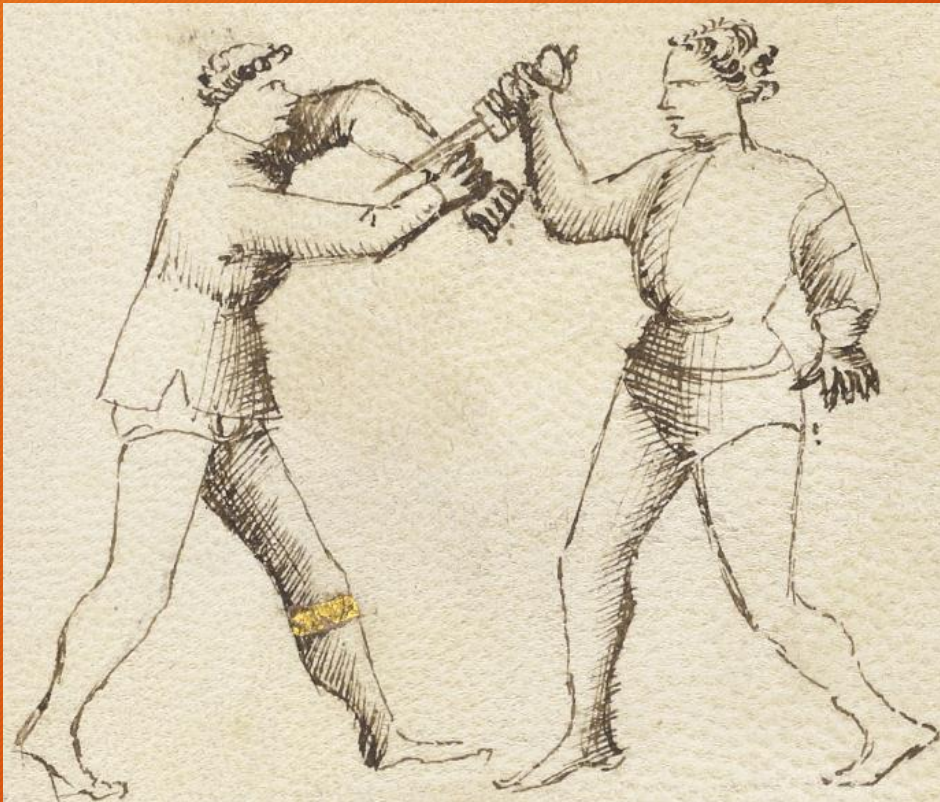


## Plate 13: Video





## Plate 14: (12r-b) 6<sup>th</sup> Student



This cover is known to be much stronger and I make it so as to be able to obstruct you with various plays. And you cannot overcome such a strong cover, because **two arms can easily oppose one arm.**



## Plate 14: Video





## Plate 15: (12r-c) Counter to 6<sup>th</sup> Student



This is the counter to the cover that came before, that I told you was much stronger. And **I will turn him with my left hand.** Having turned him, I will not fail to strike him.



# Plate 15: Video





## Plate 16: (12r-d) 7<sup>th</sup> Student



With this excellent grip that I have made on you, I will not fail to break your arm over my left shoulder. And afterwards I can strike you with your own dagger, since this play will not fail me.



# Plate 16: Video





## Plate 17: (12v-a) Counter to 7<sup>th</sup> Student



I make this counter to you who in the previous play intended to break my arm over your shoulder. I will throw you to the ground to your death with great force and you will cause me no further injury.



# Plate 17: Video





## Plate 18: (12v-b) 8<sup>th</sup> Student



I am in a good position to take the dagger from your hand, and to do it I push the point upwards, close to your elbow. And you will lose it, and I will quickly strike you with it. I took the dagger in this way because I was not able to bend your arm.



# Plate 18: Video





# Plate 19: (12v-c) Counter to 8<sup>th</sup> Student



I make the counter of the play that came before, so that you will not be able to take my dagger in that way. I will press my dagger into your hand, to make you let go, and with the cruel point I will strike you for your trouble.



# Plate 19: Video





## Plate 20: (12v-d) 9<sup>th</sup> Student



In this way **you will be driven into the ground**, and you will not be able to make any defense or counter. And I will quickly make the dagger that you hold in your hand go far from you, because of my skillful knowledge of this art.



## Plate 20: Video





## Plate 21: (13r-a) Counter to 9<sup>th</sup> Student



You can't always do what you plan to do. I am the counter of the scholar who came before, and this counter will make him look very foolish, because in this way **I will make him let go my leg. And I will drive the dagger into his face to demonstrate that he is indeed a great fool.**



# Plate 21: Video





# Bibliography - The Manual Itself

*Il Fior Di Battaglia: MS Ludwig XV 13*, Fiore Dei Liberi , ISBN 978-9527157114, \$30. [Buy it on Amazon](#) Facsimile of book with original Italian




*The Flower of Battle: MS Ludwig XV13*, Hatcher, Colin and Mellow, Tracy, ISBN 978-0984771684, \$40. [Buy it on Amazon](#) Fiore's manual with text replaced by typed English in similar font.

*Flowers of Battle: The Complete Martial Works of Fiore dei Liberi*

- [Volume One: The Getty Manuscript and Historical Context](#), ISBN: 978-1-937439-18-7, \$125.
- [Volume Three: The Florius Manuscript](#), ISBN: 978-1-937439-19-4 , \$100.


Buy at [freelanceacademypress.com](http://freelanceacademypress.com). Each page presented as a facsimile with translation on opposite page, plus lots of background information

Amazon links are affiliate links





# Bibliography - Interpretations



*Fiore dei Liberi's Armizare: The Chivalric Martial Arts System of Il Fior Di Battaglia*, Charrette, Robert N., ISBN: 978-0-9825911-7-8, \$40. [Buy it on Amazon](#)

*Mastering the Art of Arms Series by Guy Windsor*

Vol. 1: *The Medieval Dagger*, ISBN: 978-1937439033, \$24. [Buy it on Amazon](#)

Vol. 2: *The Medieval Longsword*, ISBN: 978-9526819327, \$30. [Buy it on Amazon](#)

Vol. 3: *Advanced Longsword: Form and Function*, ISBN: 978-9527157060, \$30. [Buy it on Amazon](#)

*From Medieval Manuscript to Modern Practice: The Longsword Techniques of Fiore dei Liberi*, Windsor, Guy, ISBN-13 : 978-9527157558, \$25. [Buy it on Amazon](#)




# Tir-y-Don Fiore Study Group

Website: [LearnFiore.org](https://LearnFiore.org)

YouTube channel: <https://www.youtube.com/@LearnFiore>

## Learn Fiore

*Using Fiore del Liberi's Combat techniques in the SCA*



[Home](#) [Articles & Flash Cards](#) [Photos & Videos](#) [Classes](#) [Other Resources](#) [F.A.Q.](#) [About Us](#)

### Virtual Pennsic University

Posted on [July 18, 2020](#) by [LearnFiore](#)

With the SCA's largest annual gathering, Pennsic, canceled for 2020 due to Covid-19, various virtual partial replacements are being set up.

Pennsic University is being virtualized as a temporary YouTube channel that people can submit videos to. We have submitted a merged version of our Applying Fiore to SCA Combat videos (our group's channel has it in two parts, VPU will have it in one part). There should be lots and lots of other cool classes on all areas of interest to the SCA. [You can find VPU on YouTube here.](#)

**Quote The Master:**  
"I am the sword and I am lethal against any weapon; lances, axes and dagger are worthless against me.... Come against me and feel the pain."


**Recent Posts**

- [Virtual Pennsic University](#)
- [New Videos on Fiore Fundamentals Posted!](#)
- [Happy New Year!](#)
- [University, Feb 2, 2019](#)
- [Using Fiore in SCA Combat video posted](#)


## Introduction to Learn Fiore

▶ [PLAY ALL](#)


Some introductory videos explaining our purpose, our sources, our tools, and some safety issues. Some introductory videos explaining our purpose, our sources, our tools, and some safety




**Welcome**  
Learn Fiore  
145 views • 4 years ago



**Books**  
Learn Fiore  
54 views • 4 years ago



**Swords**  
Learn Fiore  
78 views • 4 years ago




**Safety**  
Learn Fiore  
29 views • 4 years ago


## Using Fiore

▶ [PLAY ALL](#)


Videos on analyzing Fiore's approach and drilling skills to use that approach. Videos on analyzing Fiore's approach and drilling skills to use that approach.



**Practice and Drills**  
4:14



**Using Fiore in SCA Combat**  
3:13



**Using Fiore in SCA Combat**  
16:17