

# *Virtual Fiore Book Club*

## Dagger part 1

Master Llwyd Aldrydd, OP, OD

BaronLlwyd.org


LearnFiore.org

BaronLlwyd@gmail.com

Getty Pages 9r-11r

7pm Eastern, February 7, 2021

<https://meet.google.com/keb-iyvh-kes>



# Sources used

- Images from Getty Museum


<http://www.getty.edu/art/collection/objects/1443/unknown-fiore-furlan-dei-liberi-da-premariacco-il-fior-di-battaglia-italian-about-1410/>

- Translations by Colin Hatcher

*The Flower of Battle: MS Ludwig XV13* by Colin Hatcher (Translator), Tracy Mellow (Designer), ISBN-13: 978-0984771684

or: [https://wiktenauer.com/wiki/Fiore\\_de%27i\\_Liberi](https://wiktenauer.com/wiki/Fiore_de%27i_Liberi)

- Alternative translations/names are sometimes inserted and play instructions are highlighted
- Photos and Video from our [LearnFiore.org](http://LearnFiore.org) website





# Fiore's Dagger

- Five postas (Getty pg 9r)
  - All are variations on Iron Gate
- Two introduction pages (pg 9v-10r)
- 19 pages of plays (76 plays on 10v-18v)
  - Most plays have one fighter with a dagger and one unarmed
- 2 ¼ pages of dagger vs sword plays (19r-20r)
- Expect it will take 4 meetings, each covering ~21 plays to finish

# Gear and Safety


- A variety of dagger simulators are available
- Cold Steel Roundel dagger (bottom) is \$8 from Amazon: <http://amzn.to/2x2QdB8>
- Eye protection is very important even in slow practice due to lots of strikes at the face





# Posta Introduction

These five figures are **the guards of the dagger**; and some are good in armor; and some are good without armor; and some are good both in or out of armor; and some are good in armor but not good without armor; and all these are displayed below.





# Posta 1: (9r-a) Low Iron Gate - single



I am **Full Iron Gate Single**. And I am good in armour and without armour, because I can ward off an attack with or without moving to grapple. And I can play with or without a dagger when I make my covers.

## Posta 2: (9r-b) Low Iron Gate - doubled



I am **Full Iron Gate Doubled**, and I am good in armour and without armour, but in all situations I am better in armour than without armour, and with a guard like this I cannot use a dagger.



## Posta 3: (9r-c) Middle Iron Gate - Doubled and Crossed



And I am **Middle Iron Gate doubled and crossed** [with dagger]. And I am good in armour but not without armour, because I cannot cover long, but I can cover above and below, from the right and the left, with or without a dagger.



## Posta 4: (9r-d) Middle Iron Gate - doubled



I am **Middle Iron Gate** with dagger in hand and I **am doubled**, and I am better and more strong than any of the others, and I am good in armour and without armour, and I can cover low and high on either side.

## Posta 5: (9r-e) Low Iron Gate - doubled and crossed

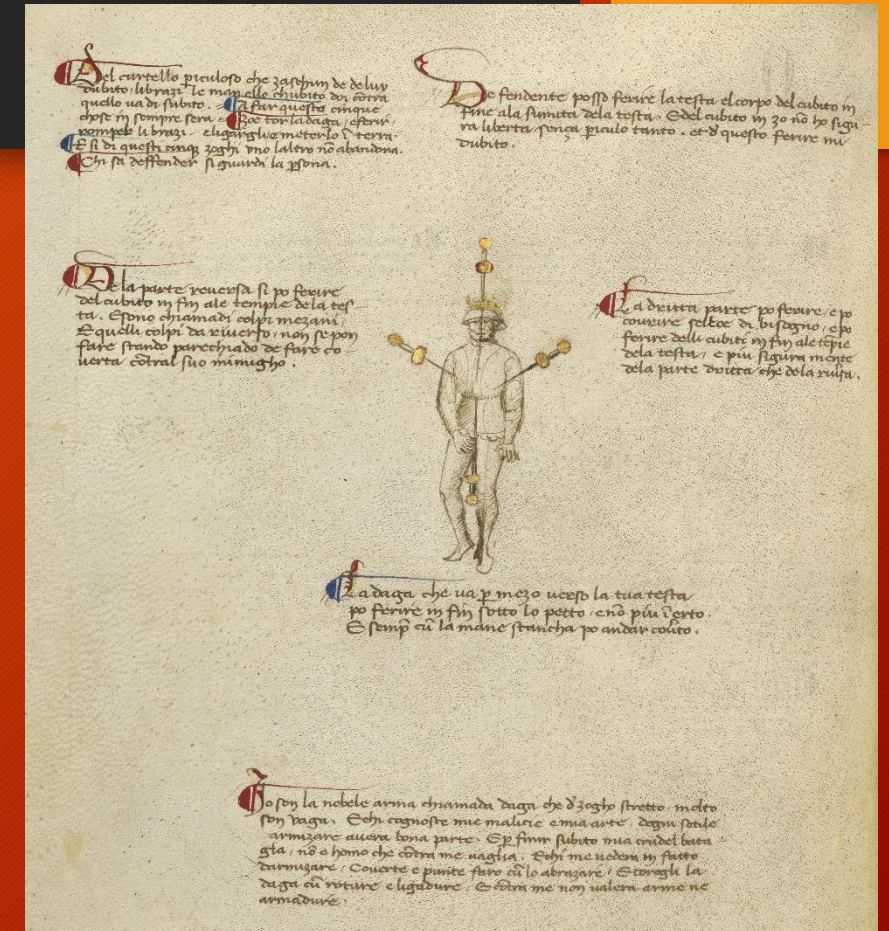


And I am Full Iron Gate with the arms crossed and doubled. And I am like a mighty fortress, and in armour I am especially strong. But without armour I am not sufficient, because I cannot cover long.



# Strike Introduction (9v -a)

Everyone should take care when facing the perilous dagger, and your arms, hands and elbows must go quickly against it, to do these five things, namely: take away the dagger; strike; dislocate the arms; bind the arms; and force your opponent to the ground. And never fail to do one or the other of these five things; And may he who seeks to defend himself protect himself in this way.

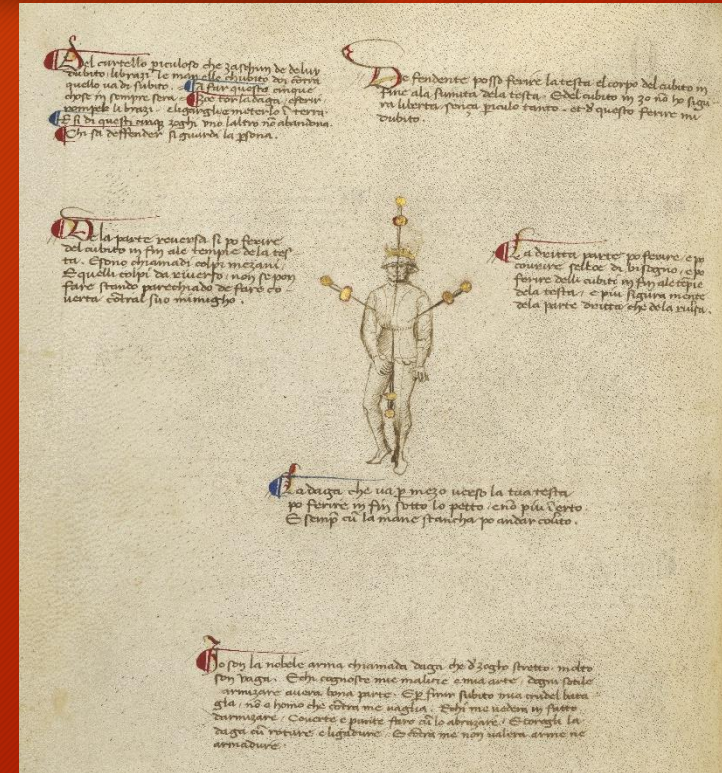




# Strike Introduction (9v -b,c)

With falling strikes (*fendente*) you strike to the head and the body from the elbow up to the top of the head. But below the elbow you can't be sure that you can make this strike without danger, and therefore you should avoid striking lower.

From the left (reverse) side, you can strike from the elbow to end at the temple of the head. And these are called the *colpi mezani* (middle strikes). And these reverse strikes from the left cannot be delivered if you are still waiting to make cover against your opponent's attack.

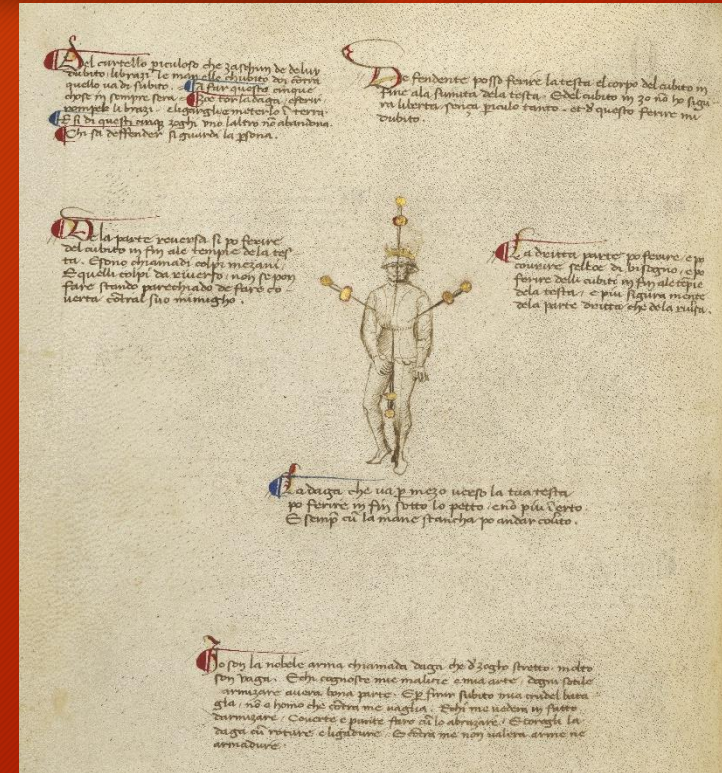




# Strike Introduction (9v -d,e)

From the right side (dritta parte) you can strike or cover if needed, and your target ranges from the elbows to the temples of the head. And this strike is more safely made from the right side than made from the left side.

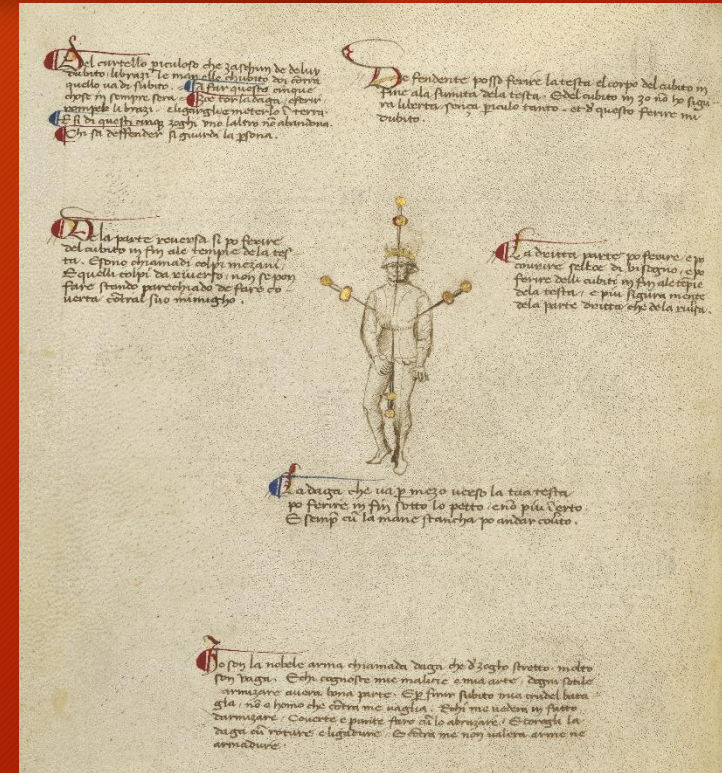
The dagger that goes through the middle towards the head strikes below the chest and never higher. And while striking you should at all times make cover with your left hand.





# Strike Introduction (9v -f)

I am the noble weapon named the dagger who plays at very close range, and he who understands my malice and my art will also gain a good understanding of many other weapons. And since I finish my fight fiercely and quickly, there is no man who can stand against my method. Whoever witnesses my deeds of arms will see me make covers and thrusts as I move to grapple, and will see me take away the dagger by dislocating and binding arms, and against me neither weapons nor armour will be of any use.





# Instruction Masters (10r-a)



In my right hand I hold your dagger, and I gained it through my skill, which is so good that if you draw a dagger on me, I will take it from your hand. And I know well how to strike to finish you, no matter what advantage you might have.



# Instruction Masters (10r-b)



I choose to symbolize my skill with **the broken arms I carry**. And I do not lie when I tell you that I have broken and dislocated many arms in my life. And whoever chooses to go against my art, will find me always ready to use that art against him.



# Instruction Masters (10r-c)



I am the Master of the **unlocking and locking of the arms** of those who choose to oppose me. I will cause them great pain and suffering with my techniques of binding and dislocating. And therefore I carry these keys to signify the value of my art.

# Instruction Masters (10r-d)



You ask how it is that I have this man held under my feet. Thousands have suffered this fate because of my art of Abrazare. And I carry the victory palm in my right hand, because no one can stand up to my grappling skills..



# Plate 1: (10v-a) 1<sup>st</sup> Remedy Master



I am the first master and I am called Remedy, because I know how to remedy so well that you cannot harm me whereas I on the contrary can strike you and hurt you. And I cannot make a better play against you than **to make your dagger go to the ground, by turning my hand to the left.**

<https://youtu.be/5pN6H08rUnA>



## Plate 2: (10v-b) Counter Master



I will turn my dagger around your arm. And because of this counter you will not be able to take the dagger from me. And also with this turn I can drive it into your chest without a doubt.

<https://youtu.be/5pN6H08rUnA>



## Plate 2: (10v-b) Counter Master



I will turn my dagger around your arm. And because of this counter you will not be able to take the dagger from me. And also with this turn I can drive it into your chest without a doubt.

<https://youtu.be/5pN6H08rUnA>



# Plate 3: (10v-c) 1<sup>st</sup> Student



I will **lock your arm in the middle bind**, and I will do it in such a way that you will not be able to give me any trouble. And if I wish to put you to the ground I will do so with little effort, and you will have no chance of escaping.

<https://youtu.be/vdl2jgPBx3k>



## Plate 4: (10v-d) Counter Master to 1<sup>st</sup> student



I make the counter to the play that came before me. You can see the kind of position that I have put him in. I will break his arm or quickly throw him to the ground.

## Plate 5: (11r-a) 2<sup>nd</sup> Student



This is a good cover from which to take the dagger from your hand, and **with this grip I will be able to bind you well**. And this art is so effective that if I place my right hand under your right knee, then I will put you to the ground.

[https://youtu.be/hzQgjEKLv\\_8](https://youtu.be/hzQgjEKLv_8)



## Plate 6: (11r-b) Counter Master to 2<sup>nd</sup> Student



I make the counter to the play that came before me, so that you will not be able to throw me to the ground, nor take the dagger from me, nor bind me either. You will have to let go, or else you will be quickly stabbed by my dagger.



## Plate 7: (11r-c) 3<sup>rd</sup> Student



This is a play with no counter, and it is inevitable that the player will go to the ground and lose his dagger if the student performs this technique as depicted. And when the player is thrown to the ground, the student can finish him in various ways.

[https://youtu.be/6O\\_2cMofP90](https://youtu.be/6O_2cMofP90)



## Plate 8: (11r-d) 4<sup>th</sup> Student



This play is rarely used in the art of the dagger, yet it is an additional defense to know. For after beating aside the attack in this way, the scholar can then **strike with a counter to the ribs or the stomach.**



# Bibliography - The Manual Itself

*Il Fior Di Battaglia: MS Ludwig XV 13*, Fiore Dei Liberi , ISBN 978-9527157114, \$30. [Buy it on Amazon](#) Facsimile of book with original Italian




*The Flower of Battle: MS Ludwig XV13*, Hatcher, Colin and Mellow, Tracy, ISBN 978-0984771684, \$40. [Buy it on Amazon](#) Fiore's manual with text replaced by typed English in similar font.

*Flowers of Battle: The Complete Martial Works of Fiore dei Liberi*

- [Volume One: The Getty Manuscript and Historical Context](#), ISBN: 978-1-937439-18-7, \$125.
- [Volume Three: The Florius Manuscript](#), ISBN: 978-1-937439-19-4 , \$100.


Buy at [freelanceacademypress.com](http://freelanceacademypress.com). Each page presented as a facsimile with translation on opposite page, plus lots of background information

Amazon links are affiliate links





# Bibliography - Interpretations



*Fiore dei Liberi's Armizare: The Chivalric Martial Arts System of Il Fior Di Battaglia*, Charrette, Robert N., ISBN: 978-0-9825911-7-8, \$40. [Buy it on Amazon](#)

*Mastering the Art of Arms Series by Guy Windsor*

Vol. 1: *The Medieval Dagger*, ISBN: 978-1937439033, \$24. [Buy it on Amazon](#)

Vol. 2: *The Medieval Longsword*, ISBN: 978-9526819327, \$30. [Buy it on Amazon](#)

Vol. 3: *Advanced Longsword: Form and Function*, ISBN: 978-9527157060, \$30. [Buy it on Amazon](#)

*From Medieval Manuscript to Modern Practice: The Longsword Techniques of Fiore dei Liberi*, Windsor, Guy, ISBN-13 : 978-9527157558, \$25. [Buy it on Amazon](#)

# Tir-y-Don Fiore Study Group


Website: [LearnFiore.org](https://LearnFiore.org)

YouTube channel:

[https://www.youtube.com/channel/UCm\\_ZYLv4GLH4deU5NXXhUWQ](https://www.youtube.com/channel/UCm_ZYLv4GLH4deU5NXXhUWQ)

## Learn Fiore

*Using Fiore del Liberi's Combat techniques in the SCA*



[Home](#) [Articles & Flash Cards](#) [Photos & Videos](#) [Classes](#) [Other Resources](#) [F.A.Q.](#) [About Us](#)

### Virtual Pennsic University

Posted on [July 18, 2020](#) by [LearnFiore](#)

With the SCA's largest annual gathering, Pennsic, canceled for 2020 due to Covid-19, various virtual partial replacements are being set up.

Pennsic University is being virtualized as a temporary YouTube channel that people can submit videos to. We have submitted a merged version of our Applying Fiore to SCA Combat videos (our group's channel has it in two parts, VPU will have it in one part). There should be lots and lots of other cool classes on all areas of interest to the SCA. [You can find VPU on YouTube here.](#)

**Quote The Master:**  
"I am the sword and I am lethal against any weapon; lances, axes and dagger are worthless against me.... Come against me and feel the pain."


**Recent Posts**

- [Virtual Pennsic University](#)
- [New Videos on Fiore Fundamentals Posted!](#)
- [Happy New Year!](#)
- [University, Feb 2, 2019](#)
- [Using Fiore in SCA Combat video posted](#)


## Introduction to Learn Fiore

▶ [PLAY ALL](#)


Some introductory videos explaining our purpose, our sources, our tools, and some safety issues. Some introductory videos explaining our purpose, our sources, our tools, and some safety issues.




**Welcome**  
Learn Fiore  
145 views • 4 years ago



**Books**  
Learn Fiore  
54 views • 4 years ago



**Swords**  
Learn Fiore  
78 views • 4 years ago




**Safety**  
Learn Fiore  
29 views • 4 years ago


## Using Fiore

▶ [PLAY ALL](#)


Videos on analyzing Fiore's approach and drilling skills to use that approach. Videos on analyzing Fiore's approach and drilling skills to use that approach.



**Practice and Drills**  
4:14



**Using Fiore in SCA Combat**  
3:13



**Using Fiore in SCA Combat**  
16:17



# Next meeting

Fiore's Dagger part 2

Getty Pages 11v-14r

7pm Eastern, February 21, 2021

<https://meet.google.com/xid-sabg-okr>

