

# *Virtual Fiore Book Club*

## Dagger part 2

Master Llwyd Aldrydd, OP, OD

BaronLlwyd.org


LearnFiore.org

BaronLlwyd@gmail.com

Getty Pages 11v-14r

7pm Eastern, February 21, 2021

<https://meet.google.com/xid-sabg-okr>



# Sources used

- Images from Getty Museum


<http://www.getty.edu/art/collection/objects/1443/unknown-fiore-furlan-dei-liberi-da-premariacco-il-fior-di-battaglia-italian-about-1410/>

- Translations by Colin Hatcher

*The Flower of Battle: MS Ludwig XV13* by Colin Hatcher (Translator), Tracy Mellow (Designer), ISBN-13: 978-0984771684

or: [https://wiktenauer.com/wiki/Fiore\\_de%27i\\_Liberi](https://wiktenauer.com/wiki/Fiore_de%27i_Liberi)

- Alternative translations/names are sometimes inserted and play instructions are highlighted
- Photos and Video from our [LearnFiore.org](http://LearnFiore.org) website





# Fiore's Dagger

- Five postas (Getty pg 9r)
  - All are variations on Iron Gate
- Two introduction pages (pg 9v-10r)
- 19 pages of plays (76 plays on 10v-18v)
  - Most plays have one fighter with a dagger and one unarmed
- 2 ¼ pages of dagger vs sword plays (19r-20r)
- Expect it will take 4 meetings, each covering ~21 plays to finish

# Gear and Safety

- A variety of dagger simulators are available
- Cold Steel Roundel dagger (bottom) is \$8 from Amazon: <http://amzn.to/2x2QdB8>
- Eye protection is very important even in slow practice due to lots of strikes at the face





## Plate 9: (11v-a) Counter to 1<sup>st</sup> Remedy Master



I am a counter to the First Dagger Remedy Master. Woe to he who remedies with techniques that allow his left hand to be seized. And from this hold I will be able to drive the dagger into his back.

## Plate 10: (11v-b) 2<sup>nd</sup> Counter to 1<sup>st</sup> Remedy Master



I am also the counter of the First Dagger Remedy Master, and when his student grips me like this, **I will strike him, and make him let go**. And if he tries to do other plays against me, I will counter him without hesitation.



# Plate 11: (11v-c) Counter Counter to 2nd Counter Master



This flows from the counter referred to in the previous play. It also flows from the counter referred to two plays back, where the Counter Remedy Master has trapped the hand of his opponent with his dagger, and where he told you that he can drive the dagger into his opponent's back. My play comes from that play, but where he says you drive the dagger into your opponent's back, **I drive it into his chest.** But this still flows from the previous play, even though I choose to finish it differently.

# Plate 12: (11v-d) 5<sup>th</sup> Student



I am the student of the first Dagger Remedy Master. And with this grip I seek to take your dagger and bind your arm, and since I do not believe that you know how to counter me, I will do this to you without delay.



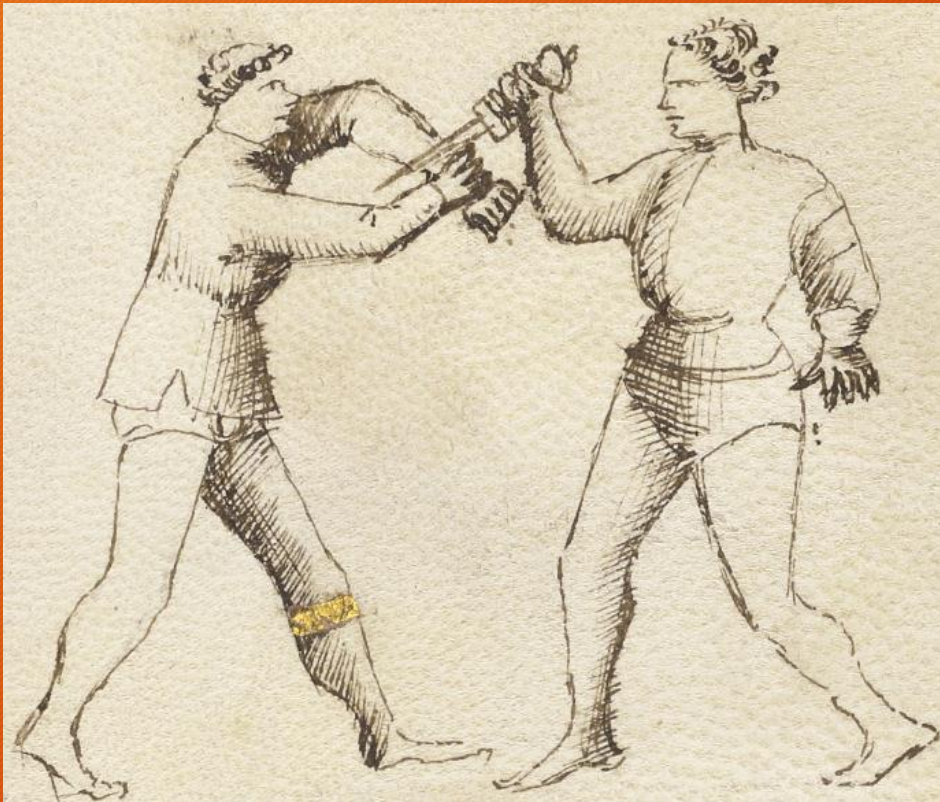
## Plate 13: (12r-a) Counter Master to 5<sup>th</sup> Student



I counter you like this, so that you will neither take my dagger nor bind my arm, and my dagger and I will remain at liberty. And then I will be able to strike you when you let go of me in such a way that you will have no defense.



## Plate 14: (12r-b) 6<sup>th</sup> Student



This cover is known to be much stronger and I make it so as to be able to obstruct you with various plays. And you cannot overcome such a strong cover, because **two arms can easily oppose one arm.**



## Plate 15: (12r-c) Counter to 6<sup>th</sup> Student



This is the counter to the cover that came before, that I told you was much stronger. And **I will turn him with my left hand.** Having turned him, I will not fail to strike him.



## Plate 16: (12r-d) 7<sup>th</sup> Student



With this excellent grip that I have made on you, I will not fail to break your arm over my left shoulder. And afterwards I can strike you with your own dagger, since this play will not fail me.



## Plate 17: (12v-a) Counter to 7<sup>th</sup> Student



I make this counter to you who in the previous play intended to break my arm over your shoulder. I will throw you to the ground to your death with great force and you will cause me no further injury.

## Plate 18: (12v-b) 8<sup>th</sup> Student



I am in a good position to take the dagger from your hand, and to do it I push the point upwards, close to your elbow. And you will lose it, and I will quickly strike you with it. I took the dagger in this way because I was not able to bend your arm.



# Plate 19: (12v-c) Counter to 8<sup>th</sup> Student



I make the counter of the play that came before, so that you will not be able to take my dagger in that way. I will press my dagger into your hand, to make you let go, and with the cruel point I will strike you for your trouble.

## Plate 20: (12v-d) 9<sup>th</sup> Student



In this way **you will be driven into the ground**, and you will not be able to make any defense or counter. And I will quickly make the dagger that you hold in your hand go far from you, because of my skillful knowledge of this art.




## Plate 21: (13r-a) Counter to 9<sup>th</sup> Student



You can't always do what you plan to do. I am the counter of the scholar who came before, and this counter will make him look very foolish, because in this way **I will make him let go my leg. And I will drive the dagger into his face to demonstrate that he is indeed a great fool.**

## Plate 22: (13r-b) 2<sup>nd</sup> Remedy Master



I play with my arms crossed, and can make all the remedies that were previously shown. And if we were both armoured, you could not make a better cover. No other crowned [Dagger] Remedy Master makes a stronger cover than I, for I can play both to the right and to the left, and I can cross from both underneath and from above.



## Plate 23: (13r-c) Counter to 2<sup>nd</sup> Remedy Master



I counter the [Dagger] Remedy Master who made the cross before me, so he will not be able to cause me any problems with his crossing. I will give a push to his elbow to make him turn, and then I will quickly strike him.


## Plate 24: (13r-d) Student



I believe that this very strong lock is fatal to anyone, because I can break your arm, throw you to the ground, or take your dagger. I can also hold you bound in the upper bind. And as a result of these four things, you will be unable to get away.



## Plate 25: (13v-a) Counter to Student



I know the counter to the previous play.  
And with this grapple I will counter all four  
of the plays he said he could do before.  
And as soon as he sees me, I will throw him  
to the ground, for this grapple is strong and  
fierce.



## Plate 26: (13v-b) 3<sup>rd</sup> Remedy Master



Here begin the plays of the reverse strikes, through which countless men have lost their lives. And the plays of my scholars will follow, demonstrating the cover made with the right hand. This play depicted is easy to do, and in this way I will throw this man into the ground.



## Plate 27: (13v-c) 1<sup>st</sup> Student



With this play I will be drive you into the ground. And I could not make a safer throw, being armoured. But even without armour, there is nothing you can do. And even if you were strong and powerful, I would still be able to do this to you.



## Plate 28: (13v-d) 2<sup>nd</sup> Student



You will go to the ground and your arm will be dislocated by the skill of my crowned Master. And there is not one counter that you can do to me, for I hold you like this and I'll make you suffer greatly.



## Plate 29: (14r-a) 3<sup>rd</sup> Student



This is a lock that has no counter and no defense. And in this way I can take your dagger, and it will be no trouble to bind or dislocate your arm. You will not be able to get away without my permission. And I can ruin your arm if I choose.



## Plate 30: (14r-b) 4<sup>th</sup> Student



You will lose your dagger by the way I hold you. And after taking your dagger I can bind you. and make you suffer in the lower lock, which is one of the key binds, and which I will use on you. And whoever is put into this lock cannot escape, because of the great pain and suffering they will be forced to endure.



## Plate 31: (14r-c) 5<sup>th</sup> Student



This is called the lower lock, also known as the “strong key”, and from this bind I can kill you, whether you are armoured or unarmoured, because from here I can strike you in all of your most vulnerable places. And no one can escape from this bind. And if you are put into it, as depicted in the drawing, there you will remain enduring much pain and suffering.



## Plate 32: (14r-d) Counter to 3<sup>rd</sup> Remedy Master



This is the counter to the Third Dagger Remedy Master, who covers the reverse attack. I have made this bind against him. Whether he is armoured or unarmoured, this bind is strong and secure. And if I trap a man who is unarmoured in this way, I will ruin his hand and dislocate it. And the pain will be so great I will make him kneel at my feet. And should I wish to strike him, this I can also do.



# Bibliography - The Manual Itself

*Il Fior Di Battaglia: MS Ludwig XV 13*, Fiore Dei Liberi , ISBN 978-9527157114, \$30. [Buy it on Amazon](#) Facsimile of book with original Italian




*The Flower of Battle: MS Ludwig XV13*, Hatcher, Colin and Mellow, Tracy, ISBN 978-0984771684, \$40. [Buy it on Amazon](#) Fiore's manual with text replaced by typed English in similar font.

*Flowers of Battle: The Complete Martial Works of Fiore dei Liberi*

- [Volume One: The Getty Manuscript and Historical Context](#), ISBN: 978-1-937439-18-7, \$125.
- [Volume Three: The Florius Manuscript](#), ISBN: 978-1-937439-19-4 , \$100.


Buy at [freelanceacademypress.com](http://freelanceacademypress.com). Each page presented as a facsimile with translation on opposite page, plus lots of background information

Amazon links are affiliate links





# Bibliography - Interpretations



*Fiore dei Liberi's Armizare: The Chivalric Martial Arts System of Il Fior Di Battaglia*, Charrette, Robert N., ISBN: 978-0-9825911-7-8, \$40. [Buy it on Amazon](#)

*Mastering the Art of Arms Series by Guy Windsor*

Vol. 1: *The Medieval Dagger*, ISBN: 978-1937439033, \$24. [Buy it on Amazon](#)

Vol. 2: *The Medieval Longsword*, ISBN: 978-9526819327, \$30. [Buy it on Amazon](#)

Vol. 3: *Advanced Longsword: Form and Function*, ISBN: 978-9527157060, \$30. [Buy it on Amazon](#)

*From Medieval Manuscript to Modern Practice: The Longsword Techniques of Fiore dei Liberi*, Windsor, Guy, ISBN-13 : 978-9527157558, \$25. [Buy it on Amazon](#)



# Tir-y-Don Fiore Study Group


Website: [LearnFiore.org](https://LearnFiore.org)

YouTube channel:

[https://www.youtube.com/channel/UCm\\_ZYLv4GLH4deU5NXXhUWQ](https://www.youtube.com/channel/UCm_ZYLv4GLH4deU5NXXhUWQ)

## Learn Fiore

*Using Fiore del Liberi's Combat techniques in the SCA*



[Home](#) [Articles & Flash Cards](#) [Photos & Videos](#) [Classes](#) [Other Resources](#) [F.A.Q.](#) [About Us](#)

### Virtual Pennsic University

Posted on [July 18, 2020](#) by [LearnFiore](#)

With the SCA's largest annual gathering, Pennsic, canceled for 2020 due to Covid-19, various virtual partial replacements are being set up.

Pennsic University is being virtualized as a temporary YouTube channel that people can submit videos to. We have submitted a merged version of our Applying Fiore to SCA Combat videos (our group's channel has it in two parts, VPU will have it in one part). There should be lots and lots of other cool classes on all areas of interest to the SCA. [You can find VPU on YouTube here.](#)

**Quote The Master:**  
"I am the sword and I am lethal against any weapon; lances, axes and dagger are worthless against me.... Come against me and feel the pain."


**Recent Posts**

- [Virtual Pennsic University](#)
- [New Videos on Fiore Fundamentals Posted!](#)
- [Happy New Year!](#)
- [University, Feb 2, 2019](#)
- [Using Fiore in SCA Combat video posted](#)


## Introduction to Learn Fiore

▶ [PLAY ALL](#)


Some introductory videos explaining our purpose, our sources, our tools, and some safety issues. Some introductory videos explaining our purpose, our sources, our tools, and some safety issues.




**Welcome**  
Learn Fiore  
145 views • 4 years ago



**Books**  
Learn Fiore  
54 views • 4 years ago



**Swords**  
Learn Fiore  
78 views • 4 years ago




**Safety**  
Learn Fiore  
29 views • 4 years ago


## Using Fiore

▶ [PLAY ALL](#)


Videos on analyzing Fiore's approach and drilling skills to use that approach. Videos on analyzing Fiore's approach and drilling skills to use that approach.



**Practice and Drills**  
4:14



**Using Fiore in SCA Combat**  
3:13



**Using Fiore in SCA Combat**  
16:17



# Next meeting

Fiore's Dagger part 3

Getty Pages 14v-16r

7pm Eastern, March 7, 2021

<https://meet.google.com/tzp-pkdh-iqd>

