

# *Virtual Fiore Book Club*

## Dagger part 3

Master Llwyd Aldrydd, OP, OD

BaronLlwyd.org


LearnFiore.org

BaronLlwyd@gmail.com

Getty Pages 14v, 38, 15r-16r

7pm Eastern, March 21, 2021

<https://meet.google.com/upv-krhq-vmk>



# Sources used

- Images from Getty Museum


<http://www.getty.edu/art/collection/objects/1443/unknown-fiore-furlan-dei-liberi-da-premariacco-il-fior-di-battaglia-italian-about-1410/>

- Translations by Colin Hatcher

*The Flower of Battle: MS Ludwig XV13* by Colin Hatcher (Translator), Tracy Mellow (Designer), ISBN-13: 978-0984771684

or: [https://wiktenauer.com/wiki/Fiore\\_de%27i\\_Liberi](https://wiktenauer.com/wiki/Fiore_de%27i_Liberi)


- Alternative translations/names are sometimes inserted and play instructions are highlighted
- Photos and Video from our [LearnFiore.org](http://LearnFiore.org) website





# Fiore's Dagger

- Five postas (Getty pg 9r)
  - All are variations on Iron Gate
- Two introduction pages (pg 9v-10r)
- 19 pages of plays (76 plays on 10v-18v)
  - Most plays have one fighter with a dagger and one unarmed
- 2 ¼ pages of dagger vs sword plays (19r-20r)
- Expect it will take 4 meetings, each covering ~21 plays to finish
- *In this part, page 38 (labeled 40) has been moved to be between pages 14 and 15.*



# Gear and Safety

- A variety of dagger simulators are available
- Cold Steel Roundel dagger (bottom) is \$8 from Amazon: <http://amzn.to/2x2QdB8>
- Eye protection is very important even in slow practice due to lots of strikes at the face





## Plate 33: (14v-a) 4<sup>th</sup> Remedy Master



I am the Fourth [Dagger Remedy] Master,  
and I play from this grip. From covers like  
this my students will hurt many. And **if I  
turn to the right without releasing your  
arm**, I will take your dagger and put you in  
great pain


## Plate 34: (14v-b) 1<sup>st</sup> Student and Counter



This is an upper bind that locks you up very well. I will take your dagger from you and throw you to the ground. And I can also dislocate your arm. **If however you grip your right hand with your left hand**, then you can counter me and make me let go of you.



## Plate 35: (14v-c) 2<sup>nd</sup> Student and Counter



This is another upper bind that is very powerful. And with this I am certain to throw you to the ground. And if I wish I can dislocate your arm. To counter me, **you grip your right hand with your left hand**. Then your grip will be strong and mine will be weak.



In Pisani-Dossi version, scholar has reversed feet

## Plate 36: (14v-d) 3<sup>rd</sup> Student



After I made the cover of my Master, I put my left hand under your right elbow. And my right hand quickly gripped you under your knee in such a way that I could throw you to the ground, and there was no counter that you could do to me.



## Plate 37: (38r-a) 4<sup>th</sup> Student



With my right hand I will make a horizontal turn to your dagger, pushing it round close to your arm that I am holding. And your dagger will be mine to control. And then I will deal with you as you deserve.

## Plate 38: (38r-b) 5<sup>th</sup> Student



If I raise your dagger upwards close to your elbow, I will keep it in my hand and strike you for certain. But I will need to make this play very quickly, to make sure that you cannot counter me with your left hand.



## Plate 39: (38r-c) Counter to 4<sup>th</sup> Remedy Master



I am the Counter-remedy against the Fourth [Dagger] Remedy Master. And I counter all his plays that came before me. And **with one quick wrench like this I will ruin this student's hand and his master's too.** And if they are well armored the ruin of their hands will be all the more certain.

## Plate 40: (38r-d) 5<sup>th</sup> Remedy Master



I am the Fifth Dagger Remedy Master who defends against the collar grab made by this player. Before he can strike me with his dagger **I destroy his arm like this**, because the grip he has on me is actually to my advantage. And I can do all of the covers, holds and binds of the other remedy masters and their students who came before me. And I say this from experience: all who study this art should be aware that you cannot successfully defend the collar grab unless you move quickly.



## Plate 41: (38v-a) 1<sup>st</sup> Student



This is another way to destroy the arm. And from this play I can move to other plays and holds. Also, if you are pinned by a spear then by making this strike against it you will either unpin yourself or break off the haft from the spearhead.



## Plate 42: (38v-b) 2<sup>nd</sup> Student and Counter



This is another way to make you let go, and is also a better method of breaking off the head of a spear. Also if I strike you hard in the wrist joint of the hand holding my collar, I am certain to dislocate it unless you let go.

I wish to tell you the counter. As the student strikes down with his arms to dislodge the player's hand, the player quickly withdraws his hand from the student's collar, and he then quickly strikes the student in the chest with his dagger.



## Plate 43: (38v-c) 3<sup>rd</sup> Student



This play will make you let go of me. And in addition, if I advance my right foot behind your left foot, you will be thrown to the ground without fail. And if this play is not enough, I will try others on your dagger, because my heart and my eyes are never focused anywhere other than upon taking away your dagger quickly and without delay.



## Plate 44: (38v-d) 4<sup>th</sup> Student



I will throw you to the ground like this, before your dagger can get near me. And if your dagger comes down the center line to strike at me, I will release my grip and deal with your dagger, so that you will not be able to injure me in any way. Then with the remedy plays I will make you suffer.



## Plate 45: (15r-a) 5<sup>th</sup> Student



This player had me grabbed by the collar, but before he could strike me with his dagger I quickly seized his left hand with my hands and pulled his arm over my shoulder so as to dislocate it, and then I completely dislocated it. But this play is safer to do in armor than unarmored.



## Plate 46: (15r-b) 6<sup>th</sup> Student




In this way I will hurl you to the ground without fail. And I will surely take your dagger. And if you are armored that may help you, since I will be aiming to take your life with your own dagger. But even if we are armoured, this art will not fail me. And if you are unarmored and very quick, other plays can be made besides this one.

Pisani-Dossi (insert): Note different foot position



## Plate 47: (15r-c) 7<sup>th</sup> Student



This cover is very good in armor or without armor. And against any strong man such a cover is good for covering an attack from below as well as from above. And from this play you can enter into a middle bind as shown in the third play of the First Dagger Remedy Master. And if the cover is made in response to an attack from below, the student will put the player into a lower lock also known as “the strong key”, as shown in the sixth play of the Third [Dagger] Remedy Master (14r-c) who plays to the reverse hand attack.



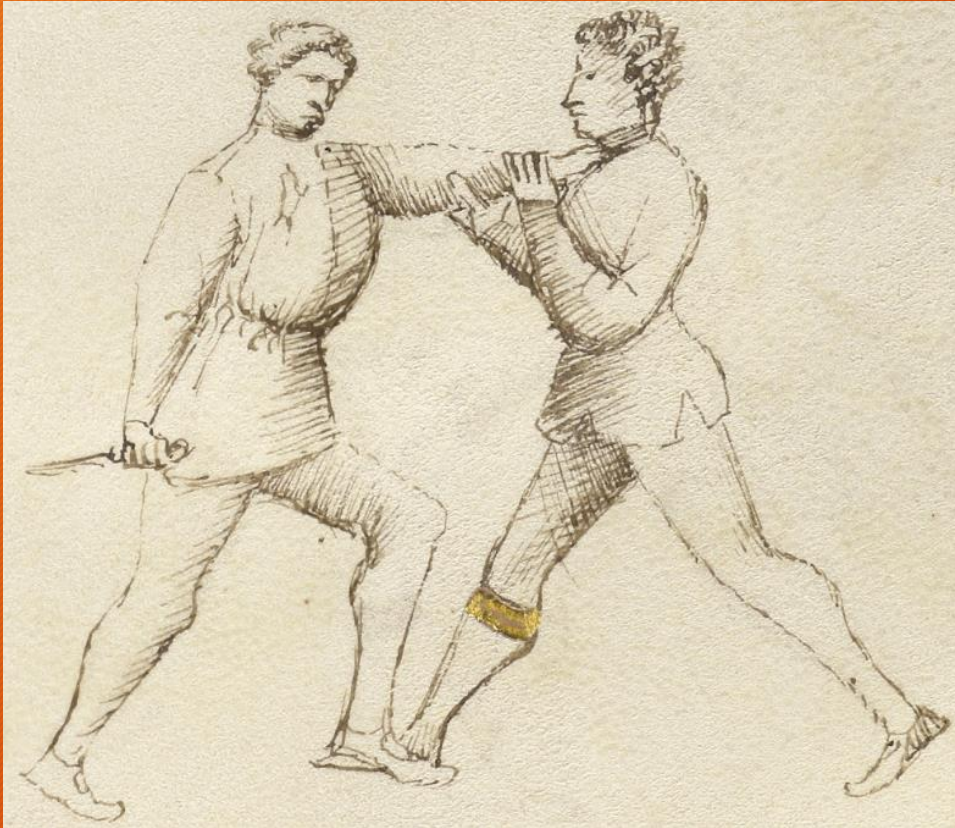
## Rewind: Plate 31: (14r-c) 5<sup>th</sup> Student



This is called the lower lock, also known as the “strong key”, and from this bind I can kill you, whether you are armoured or unarmoured, because from here I can strike you in all of your most vulnerable places. And no one can escape from this bind. And if you are put into it, as depicted in the drawing, there you will remain enduring much pain and suffering.



## Plate 48: (15r-d) 8<sup>th</sup> Student



If I can turn this arm I will be certain to put you into the lower lock also known as “the strong key”. I will however be able to do this more safely if I am armored. I could also do something else against you: **if I grip your left hand firmly and seize you under your left knee with my right hand**, then I will not lack the strength to put you to the ground.



## Plate 49: (15v-a) 9<sup>th</sup> Student



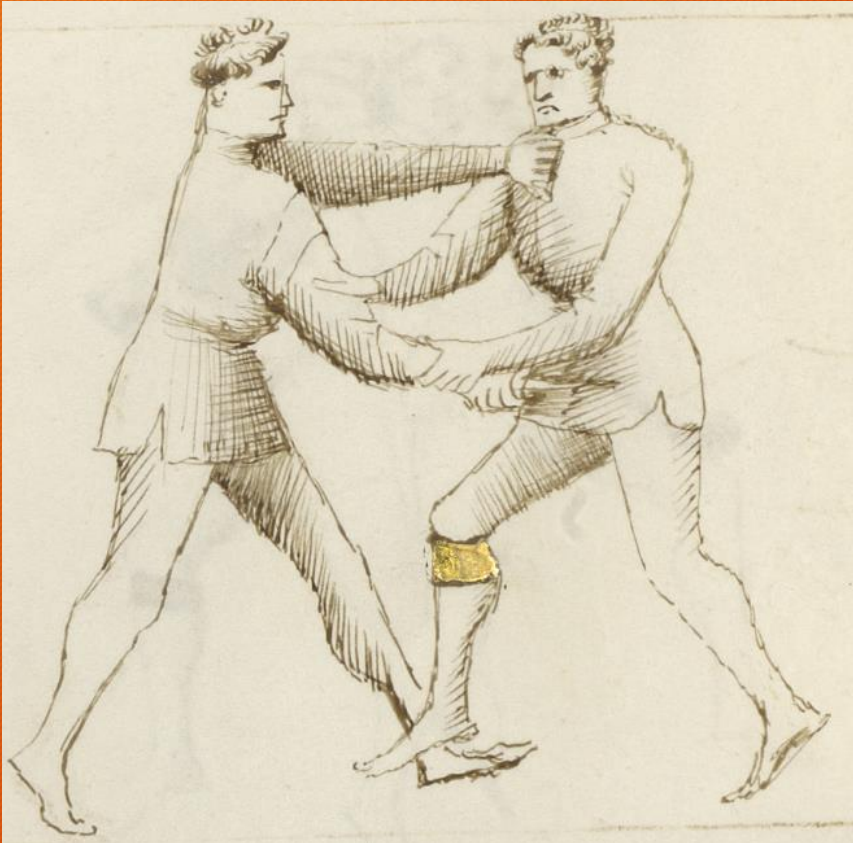
With arms crossed I await you without fear.  
And I don't care whether you come at me from  
above or below, because **however you come at  
me, you will be bound**. You will be locked  
either in the middle lock or the lower lock.  
And if I wished to make the plays of the Fourth  
Dagger Remedy Master, I would cause you  
great harm with these plays. And I will have no  
difficulty in taking your dagger.



PD: Reversed feet




## Plate 50: (15v-b) 10<sup>th</sup> Student




This grip is sufficient to prevent you being able to touch me with your dagger. And from here I can do the play that comes after me. And I could also certainly do other plays to you. I disregard the other plays for now, however, because this one is good for me and very fast.

## Plate 51: (15v-c) 11<sup>th</sup> Student



This is the play referred to by the student who came before me, and I take away this dagger as he indicated. And **to disarm him I push his dagger downwards and to the right as written above. And then by making a turn with his dagger I will thrust the point into his chest without fail.**



PD: Both people's feet reversed



## Plate 52: (15v-d) Counter to 5<sup>th</sup> Remedy Master



So that this student cannot dislocate my arm, I pull it towards me and bend it. And the farther I pull it towards me and bend it, the better, because in this way I make the counter to the Remedy Master of the close play of the dagger.

## Plate 53: (16r-a) 6<sup>th</sup> Remedy Master



I am the Sixth [Dagger Remedy] Master and I tell you that this cover is good either in armor or without armor. And with this cover I can cover attacks from all directions and enter into all of the holds and binds, and strike to finish, as the students who follow me will show. And each of my students will make this cover, and then they will make the plays shown after, as they are qualified to do.



## Plate 54: (16r-b) 1<sup>st</sup> Student



I made the cover of the Sixth [Dagger Remedy] Master who preceded me. And as soon as I have made this grip I will be able to strike you. And because I position my left hand in this way, I will not fail to take away your dagger. I can also put you in the middle bind, which is the third play of the First Dagger Remedy Master. I could also make other plays against you, without abandoning my dagger.

# Rewind: Plate 3: (10v-c) 1<sup>st</sup> Student



I will **lock your arm in the middle bind**, and I will do it in such a way that you will not be able to give me any trouble. And if I wish to put you to the ground I will do so with little effort, and you will have no chance of escaping.

<https://youtu.be/vdl2jgPBx3k>



## Plate 55: (16r-c) 2<sup>nd</sup> Student



I have made this half turn from the cover of my Sixth Master and I have quickly positioned myself to strike you. And even if you were armored I would care little, for in that case I would thrust this dagger in your face. However, as you can see, in this case I have thrust it into your chest because you are not armored and you do not know the close range game.

## Plate 56: (16r-d) 3<sup>rd</sup> Student



I have not abandoned the cover of my Sixth [Dagger Remedy] Master. I turn my left arm over your right. And moving my right foot at the same time as my left arm I turn myself to the outside. You are now partly bound, and you will have to admit that you will quickly lose your dagger. And I make this play so quickly that I have no concern or fear of your counter.



# Bibliography - The Manual Itself

*Il Fior Di Battaglia: MS Ludwig XV 13*, Fiore Dei Liberi , ISBN 978-9527157114, \$30. [Buy it on Amazon](#) Facsimile of book with original Italian




*The Flower of Battle: MS Ludwig XV13*, Hatcher, Colin and Mellow, Tracy, ISBN 978-0984771684, \$40. [Buy it on Amazon](#) Fiore's manual with text replaced by typed English in similar font.

*Flowers of Battle: The Complete Martial Works of Fiore dei Liberi*

- [Volume One: The Getty Manuscript and Historical Context](#), ISBN: 978-1-937439-18-7, \$125.
- [Volume Three: The Florius Manuscript](#), ISBN: 978-1-937439-19-4 , \$100.


Buy at [freelanceacademypress.com](http://freelanceacademypress.com). Each page presented as a facsimile with translation on opposite page, plus lots of background information

Amazon links are affiliate links





# Bibliography - Interpretations



*Fiore dei Liberi's Armizare: The Chivalric Martial Arts System of Il Fior Di Battaglia*, Charrette, Robert N., ISBN: 978-0-9825911-7-8, \$40. [Buy it on Amazon](#)

*Mastering the Art of Arms Series by Guy Windsor*

Vol. 1: *The Medieval Dagger*, ISBN: 978-1937439033, \$24. [Buy it on Amazon](#)

Vol. 2: *The Medieval Longsword*, ISBN: 978-9526819327, \$30. [Buy it on Amazon](#)

Vol. 3: *Advanced Longsword: Form and Function*, ISBN: 978-9527157060, \$30. [Buy it on Amazon](#)

*From Medieval Manuscript to Modern Practice: The Longsword Techniques of Fiore dei Liberi*, Windsor, Guy, ISBN-13 : 978-9527157558, \$25. [Buy it on Amazon](#)



# Tir-y-Don Fiore Study Group


Website: [LearnFiore.org](https://LearnFiore.org)

YouTube channel:

[https://www.youtube.com/channel/UCm\\_ZYLv4GLH4deU5NXXhUWQ](https://www.youtube.com/channel/UCm_ZYLv4GLH4deU5NXXhUWQ)

## Learn Fiore

*Using Fiore del Liberi's Combat techniques in the SCA*



[Home](#) [Articles & Flash Cards](#) [Photos & Videos](#) [Classes](#) [Other Resources](#) [F.A.Q.](#) [About Us](#)

### Virtual Pennsic University

Posted on July 18, 2020 by LearnFiore

With the SCA's largest annual gathering, Pennsic, canceled for 2020 due to Covid-19, various virtual partial replacements are being set up.

Pennsic University is being virtualized as a temporary YouTube channel that people can submit videos to. We have submitted a merged version of our Applying Fiore to SCA Combat videos (our group's channel has it in two parts, VPU will have it in one part). There should be lots and lots of other cool classes on all areas of interest to the SCA. [You can find VPU on YouTube here.](#)

**Quote The Master:**  
"I am the sword and I am lethal against any weapon; lances, axes and dagger are worthless against me.... Come against me and feel the pain."


**Recent Posts**

- [Virtual Pennsic University](#)
- [New Videos on Fiore Fundamentals Posted!](#)
- [Happy New Year!](#)
- [University, Feb 2, 2019](#)
- [Using Fiore in SCA Combat video posted](#)


## Introduction to Learn Fiore

▶ PLAY ALL


Some introductory videos explaining our purpose, our sources, our tools, and some safety issues. Some introductory videos explaining our purpose, our sources, our tools, and some safety issues.




**Welcome**  
Learn Fiore  
145 views • 4 years ago



**Books**  
Learn Fiore  
54 views • 4 years ago



**Swords**  
Learn Fiore  
78 views • 4 years ago




**Safety**  
Learn Fiore  
29 views • 4 years ago


## Using Fiore

▶ PLAY ALL


Videos on analyzing Fiore's approach and drilling skills to use that approach. Videos on analyzing Fiore's approach and drilling skills to use that approach.



**Practice and Drills**



**Using Fiore in SCA Combat**  
Part 1



**Using Fiore in SCA Combat**  
Part 2



# Next meeting

Fiore's Dagger part 4

Getty Pages 16v-20r-a

7pm Eastern, April 4, 2021?

This is Easter Sunday, would Apr 11 be better?

