



Atlantian University June 11, 2022

Introduction to Italian Longsword

Master Llwyd Aldrydd, OP, OD

BaronLlwyd.org

LearnFiore.org

BaronLlwyd@gmail.com



Sources


- Images from Getty Museum

<http://www.getty.edu/art/collection/objects/1443/unknown-fiore-furlan-dei-liberi-da-premariacco-il-fior-di-battaglia-italian-about-1410/>

- Translations by Colin Hatcher

The Flower of Battle: MS Ludwig XV13 by Colin Hatcher (Translator), Tracy Mellow (Designer), ISBN-13: 978-0984771684

or: https://wiktenauer.com/wiki/Fiore_de%27i_Liberi



Quick Background

- 1409 publication
- Earliest known complete European combat system
- Sections include wrestling, dagger, swords, armored combat, pikes, spears, and mounted combat
- 4 copies known to survive, the *Getty* copy is the most complete, each is different
- Page numbering
 - Each sheet of paper/vellum is numbered
 - Front of each sheet is called “recto” or abbreviated “r”
 - Back of each sheet is called “verso” or “v”
- Master is indicated with a gold coronet/crown
- Scholar is indicated by a gold garter

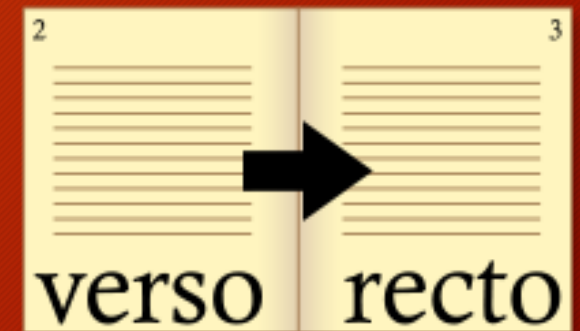


Image source: wikipedia

Related Fiore Videos

- I have several short YouTube videos on basics like holding the sword, stance, cuts, and footwork available at:
 - <https://www.youtube.com/playlist?list=PLqW3haG97oKul3IzIBzlKg9vzIIk-sX-1>
- Some related videos on using Fiore in the SCA are available at
 - <https://www.youtube.com/playlist?list=PLqW3haG97oKtUrvYHtAHIqSZSHSZOWdHo>

Fiore's Plays for SCA Combat

- This class covers a sample of plays from across Fiore's manual including plays from
 - Sword in Two Hands - Long Range
 - Sword in Two Hands - Short Range
 - Sword in One Hand
 - Armored Sword
- Plays are chosen to be
 - usable in many SCA combat forms with limited modifications
 - fun

Plate 1: (page 25r-c) 1st Remedy Master

Sword in
Two Hands
Long Range



Here begins the Wide Play of the sword in two hands.

This Master who is crossed at the point of his sword with this player says: “When I am crossed at the points, I quickly switch my sword to the other side, and strike him from that side with a downward blow to his head or his arms.

Alternately, I can place a thrust into his face, as the next picture will show.”

Plate 1: (25r-c) 1st Remedy Master

Sword in
Two Hands
Long Range



Plate 2: (25r-d) Student

Sword in
Two Hands
Long Range



I have placed a thrust into his face, as the previous Master said. Also, I could have done what he told you, that is, when my sword was crossed on the right I could have quickly switched sides to the left, striking his head or arms with a downward blow.

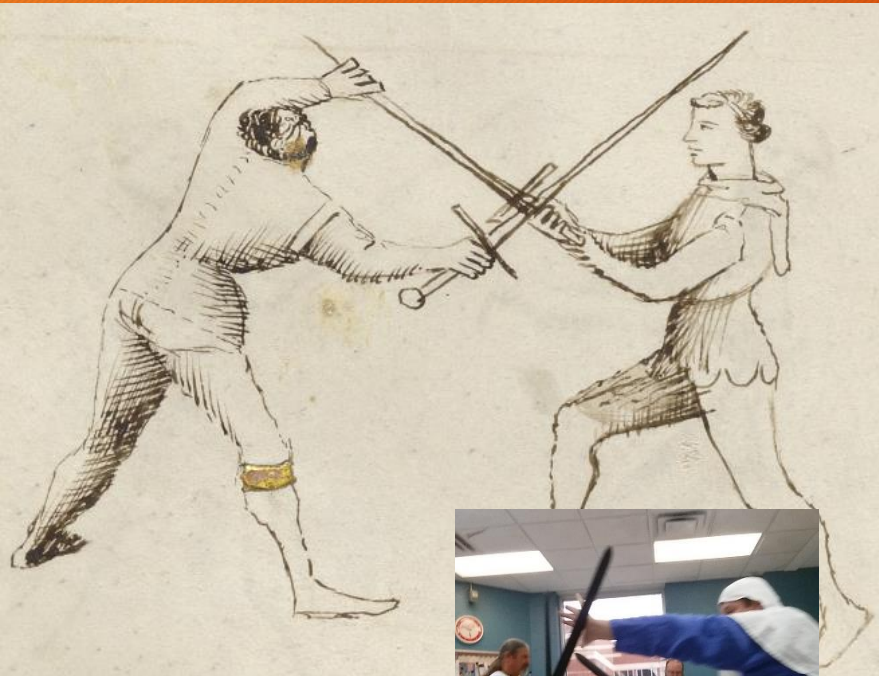
Plate 2: (25r-d) Student

Sword in
Two Hands
Long Range



Plate 3: (25v-c) 2nd Student

Sword in
Two Hands
Long Range



My master previously instructed me that when I am crossed at mid-swords with my opponent, I should immediately advance forward and seize his sword as shown, and then strike him with a cut or a thrust. Also I could destroy his leg as you see drawn next, by stomping with my foot against the side of his knee or under the kneecap.

Plate 3: (25v-c) 2nd Student

Sword in
Two Hands
Long Range



Plate 4: (26r-a) 4th Student (Peasant's Blow/Strike)

Sword in
Two Hands
Long Range



This play is named “The Peasant’s Strike” and you do it like this: take a narrow stance with your left foot forward, and wait for the Peasant to attack first with his sword. When he launches his attack, immediately advance your left foot to the left off the line, and step diagonally off line to the left with your right foot, receiving his strike in the middle of your sword. Now let his sword slide off yours to the ground, and then quickly counter-attack with a downward strike to his head or arms, or a thrust into his chest as you see drawn in the next picture. This is also a good play if you are fighting sword versus poleaxe, or against a heavy or light staff.

Video: <https://youtu.be/XBzDAkUCLAI?t=47>

Plate 4: (26r-a) 4th Student (Peasant's Blow/Strike)

Sword in
Two Hands
Long Range



Plate 5: (25r-d) 5th Student (counter and counter-counter)

Sword in
Two Hands
Long Range



In the previous drawing you saw the Peasant's Strike, in which you saw a thrust well-placed into the attacker's chest. And alternatively he could have struck a downward blow to the opponent's head or the arms, as I explained previously. Also, if the opponent seeks to counter me by striking back up with a rising blow to my arms from the left, I quickly advance my left foot and place my sword over his, and from this position he can do nothing to me.


Plate 5: (25r-d) 5th Student (counter and counter-counter)

Sword in
Two Hands
Long Range



Plate 6: (26v-a) 8th Student “Exchange of Points/Thrusts”

Sword in
Two Hands
Long Range



This play is named “The Exchange of Points”, and it is done like this: when your opponent thrusts at you, quickly advance your front foot off the line, and with the other foot step to the side, also moving off the line, crossing his sword with your hands low and with your point high into his face, or chest, as you see drawn here.

Plate 6: (26v-a) 8th Student “Exchange of Points/Thrusts”

Sword in
Two Hands
Long Range




Plate 7: (27v-a) 18th Student “False Thrust”

Sword in
Two Hands
Long Range



This play is named “The False Point” or “The Short Point”, and I will explain how to do it. I make it look like I am making a powerful attack against my opponent with a crosswise strike to his head. As he makes cover I strike his sword but only lightly. Then I quickly turn my sword to the other side of his blade, gripping my sword with my left hand at about mid-sword. From there I can quickly make a thrust into his throat or chest. This play is however better in armor than without armor.

Plate 7: (27v-a) 18th Student “False Thrust”

Sword in
Two Hands
Long Range



Plate 8: (28v-c) 6th Student

Sword in
Two Hands
Short Range



This is the grip that the student before me said to do to you. I can injure you without danger. **I retain your sword's hilt, I will give you cuts and thrusts cheaply** (with no risk?). And this play breaks all sword-disarms, and doing it immediately spoils the narrow play.

Plate 9 (page 20 verso)



Sword in
One Hand



I've done what my teacher told me to do. That is to say, I stepped off the line making a strong cover. Having rendered my opponent unprotected I now easily place a thrust into his face. And with my left hand I'll demonstrate that I can take his sword and send it to the ground.

Plate 9

Sword in
One Hand



Plate 10 (33r-c) Remedy Master

Sword in
Armor




This cover is made from the True Cross Guard, when I step diagonally offline. And so that you can see what can be done from this cover, my students will show the plays that follow it, and since they are experienced in mortal combat, they will show these skills without hesitation.



Plate 11 (33r-d) 1st Student

Sword in
Armor



I am the first student of the Master who came before me, and **I make this thrust from his cover**. You should also know that you can make this thrust from the True Cross Guard and from the Bastard/Mixed/Hybrid Cross Guard. As the opponent makes his thrust, the Master or his student who is waiting in one of these guards (or positions) keeps his body low and steps offline crossing the opponent's sword, with his point high into the opponent's face or chest, and with the hilt of his sword kept low, as shown here.

Quick Video of plate 10 and 11

Sword in
Armor



If Video is choppy over sharing, please download
The full slide package from LearnFiore.org

Bibliography - The Manual Itself

Il Fior Di Battaglia: MS Ludwig XV 13, Fiore Dei Liberi , ISBN 978-9527157114, \$30. [Buy it on Amazon](#) Facsimile of book with original Italian




The Flower of Battle: MS Ludwig XV13, Hatcher, Colin and Mellow, Tracy, ISBN 978-0984771684, \$40. [Buy it on Amazon](#) Fiore's manual with text replaced by typed English in similar font.

Flowers of Battle: The Complete Martial Works of Fiore dei Liberi


- [Volume One: The Getty Manuscript and Historical Context](#), ISBN: 978-1-937439-18-7, \$125.
- [Volume Three: The Florius Manuscript](#), ISBN: 978-1-937439-19-4 , \$100.

Buy at freelanceacademypress.com. Each page presented as a facsimile with translation on opposite page, plus lots of background information

Amazon links are affiliate links



Bibliography - Interpretations



Fiore dei Liberi's Armizare: The Chivalric Martial Arts System of Il Fior Di Battaglia, Charrette, Robert N., ISBN: 978-0-9825911-7-8, \$40. [Buy it on Amazon](#)

Mastering the Art of Arms Series by Guy Windsor

Vol. 1: *The Medieval Dagger*, ISBN: 978-1937439033, \$24. [Buy it on Amazon](#)

Vol. 2: *The Medieval Longsword*, ISBN: 978-9526819327, \$30. [Buy it on Amazon](#)

Vol. 3: *Advanced Longsword: Form and Function*, ISBN: 978-9527157060, \$30. [Buy it on Amazon](#)

From Medieval Manuscript to Modern Practice: The Longsword Techniques of Fiore dei Liberi, Windsor, Guy, ISBN-13 : 978-9527157558, \$25. [Buy it on Amazon](#)

Tir-y-Don Fiore Study Group


Website: [LearnFiore.org](https://www.learnfiore.org)

YouTube channel:

https://www.youtube.com/channel/UCm_ZYLv4GLH4deU5NXXhUWQ

Learn Fiore

Using Fiore del Liberi's Combat techniques in the SCA



[Home](#) [Articles & Flash Cards](#) [Photos & Videos](#) [Classes](#) [Other Resources](#) [F.A.Q.](#) [About Us](#)

Virtual Pennsic University

Posted on [July 18, 2020](#) by [LearnFiore](#)

With the SCA's largest annual gathering, Pennsic, canceled for 2020 due to Covid-19, various virtual partial replacements are being set up.

Pennsic University is being virtualized as a temporary YouTube channel that people can submit videos to. We have submitted a merged version of our Applying Fiore to SCA Combat videos (our group's channel has it in two parts, VPU will have it in one part). There should be lots and lots of other cool classes on all areas of interest to the SCA. [You can find VPU on YouTube here.](#)

Quote The Master:
"I am the sword and I am lethal against any weapon; lances, axes and dagger are worthless against me.... Come against me and feel the pain."


Recent Posts

- [Virtual Pennsic University](#)
- [New Videos on Fiore Fundamentals Posted!](#)
- [Happy New Year!](#)
- [University, Feb 2, 2019](#)
- [Using Fiore in SCA Combat video posted](#)


Introduction to Learn Fiore

▶ [PLAY ALL](#)


Some introductory videos explaining our purpose, our sources, our tools, and some safety issues. Some introductory videos explaining our purpose, our sources, our tools, and some safety issues.




Welcome
Learn Fiore
145 views • 4 years ago



Books
Learn Fiore
54 views • 4 years ago



Swords
Learn Fiore
78 views • 4 years ago




Safety
Learn Fiore
29 views • 4 years ago


Using Fiore

▶ [PLAY ALL](#)


Videos on analyzing Fiore's approach and drilling skills to use that approach. Videos on analyzing Fiore's approach and drilling skills to use that approach.



Practice and Drills
4:14



Using Fiore in SCA Combat
3:13



Using Fiore in SCA Combat
16:17